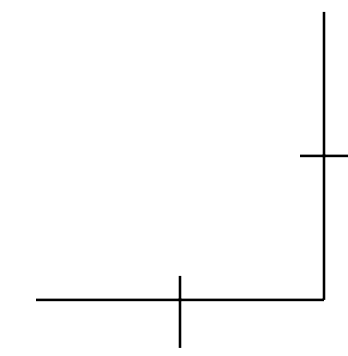
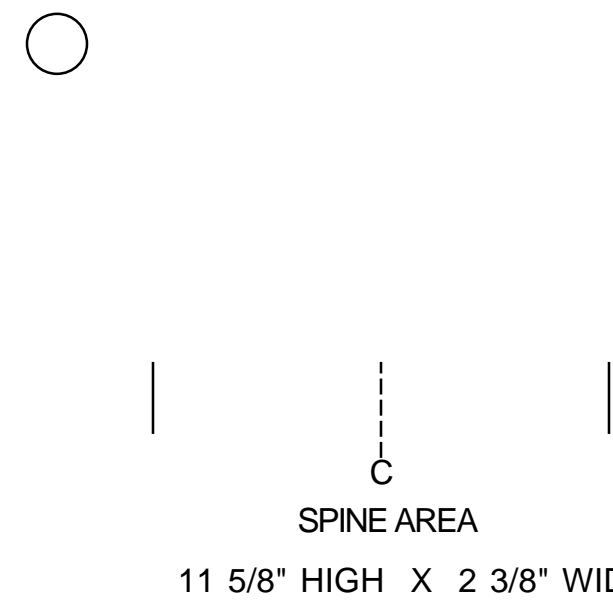
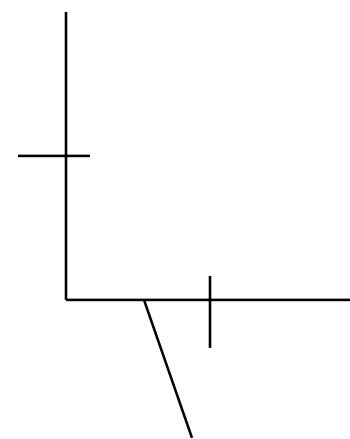
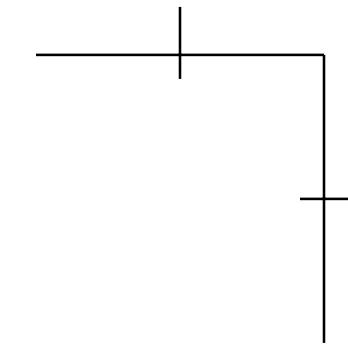
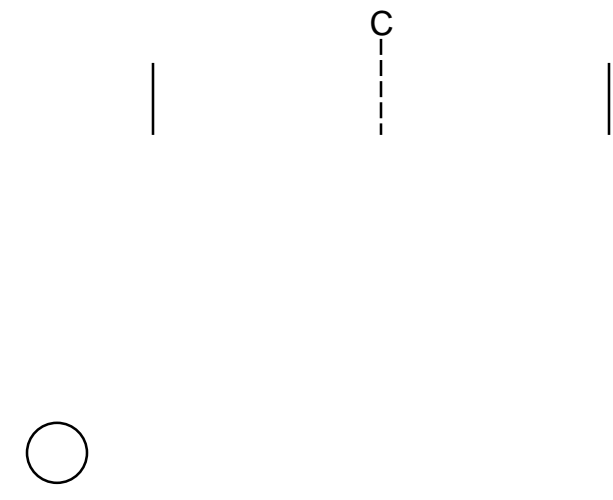
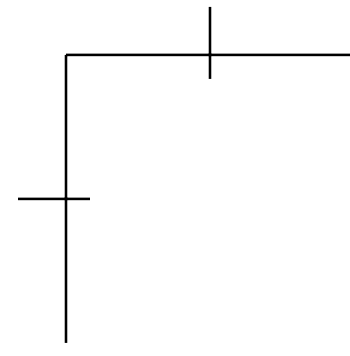


CURVED MULTI-SCORED SPINE
11" X 8 1/2" SHEET SIZE PLUS 1/2" TAB ALLOWANCE
1" CAPACITY STRAIGHT D RING METAL
COVER MATERIAL TEMPLATE
1" Cap-118.5-SD-ME-C

OUTSIDE VIEW SHOWN---PRINT THIS SIDE



BACK PANEL SIZE: 11 5/8" HIGH X 9 15/16" WIDE


COVER MATERIAL SIZE: 13 1/8" HIGH X 23 3/4" WIDE

SPINE AREA

11 5/8" HIGH X 2 3/8" WIDE

FRONT PANEL SIZE: 11 5/8" HIGH X 9 15/16" WIDE

PLEASE EXTEND ALL BLEEDS AT LEASAT 1/8" BEYOND BEYOND THE OUTER EDGE OF THE COVER MATERIAL

 RIVET HEAD LOCATION
PLEASE ALLOW 1/8" PERIMETER VOID OF GRAPHICS AROUND EACH RIVET HEAD
PLEASE REMOVE BEFORE THE FINAL PRINT